

Name: _____





















Class: _____

Date: _____

Hh



Colour the horse grey. Say the name of the pictures.
Uncover the hidden letter. Say the letter.



Trace the letter Hh. Use a crayon or pencil.

Tracing practice for uppercase H and lowercase h. Each letter is shown on a set of three horizontal lines (top, middle, bottom). The uppercase H is formed by three strokes: a vertical line down on the left (1), a vertical line down on the right (2), and a horizontal line across the middle (3). The lowercase h is formed by two strokes: a vertical line down (1) and a curved line starting from the middle line, going up and then down to the bottom line (2). The sequence of letters to trace is: H, h, H, h, H, h, H, h, H, h, H, h.