

Name: _____
























Class: _____

Date: _____

Mm



Colour the monkeys blue. Say the name of the pictures.
Uncover the hidden letter. Say the letter.



Trace the letter **Mm**. Use a crayon or pencil.

Tracing practice for uppercase M and lowercase m. Each letter is shown on a set of three horizontal lines (top, middle, bottom). The uppercase M is formed by four strokes: 1 (down), 2 (down), 3 (diagonal down), and 4 (diagonal down). The lowercase m is formed by three strokes: 1 (down), 2 (curved), and 3 (curved). The letters are shown in a dashed format for tracing, with numbered arrows indicating the stroke order.