

ee




































Name: _____

Class: _____

Date: _____



Colour the deer brown. Say the name of the pictures.
Uncover the hidden letters. Say the sound.



Trace the letters ee. Use a crayon or pencil.

Tracing practice for the letter 'e'. The row contains 12 dashed lowercase 'e's on a set of three horizontal lines (top, middle, bottom). Each 'e' has a curved arrow labeled '2' indicating the counter-clockwise stroke, and a horizontal arrow labeled '1' indicating the rightward stroke.